

Scaled data based on original data using  
LM-79-08 Approved Method: Electrical and Photometric Measurements of Solid-  
State Lighting Products

Test Report Prepared for  
Cooper Lighting Solutions  
(formerly Eaton)

Brand: INVUE

Report Number: P140142

Luminaire Tested: **ENT-E01-LED-E1-SLR-7060**

Issue Date: 03/03/2020

**Test Information**

Test Method: LM-79-08  
Report Number: P140142  
REPORT IS SCALED FROM IESNA LM-79-08 TEST DATA (P33647)  
Test Lab: INNOVATION CENTER-P3  
Issue Date: 03/03/2020  
Manufacturer: COOPER LIGHTING SOLUTIONS (FORMERLY EATON)  
Product Line: INVUE  
Catalog Number: ENT-E01-LED-E1-SLR-7060  
Description: ENTRI LED LUMINAIRE  
(1) LIGHTBARS WITH AccuLED OPTICS - 90° SPILL LIGHT ELIMINATOR RIGHT  
Light Source: (21) 5700K CCT, 70 CRI LEDs  
Ballast/Driver: -

**Summary**

Lumens per Lamp: N/A  
Luminaire Lumens: 2498.1 lumens  
Efficiency: N/A  
Efficacy: 101.1 lumens/watt  
Luminous Opening: Rectangular (W 1' x L: 0.17' x H: 0')  
IES Classification: Type IV - Short - Non-Cutoff  
BUG Rating: B1 - U0 - G1

Input Watts (W): 24.7  
Input Voltage (V): NR  
Input Current (Ain): NR  
Voltage Rise (V): NR  
Power Factor: NR  
Total Harmonic Distortion (THDi): NR  
Frequency (hertz): 60  
Stabilization Time: NR  
Operation Time: NR  
Ambient Temperature (°C): NR  
Test Distance: 25 FT

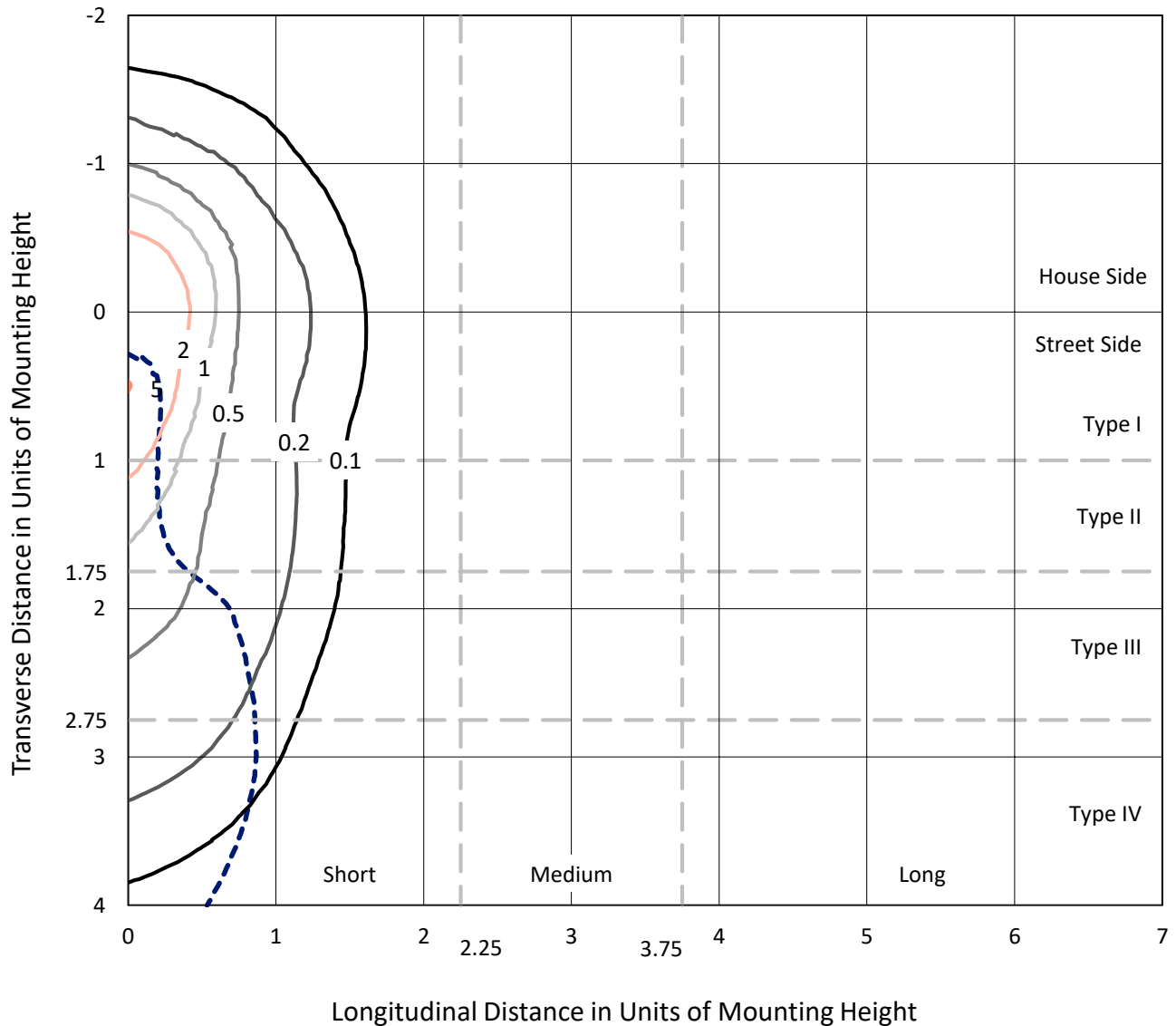


REPORT NUMBER: P140142

CATALOG NUMBER: ENT-E01-LED-E1-SLR-7060

### Iso-Footcandle Lines of Horizontal Illumination

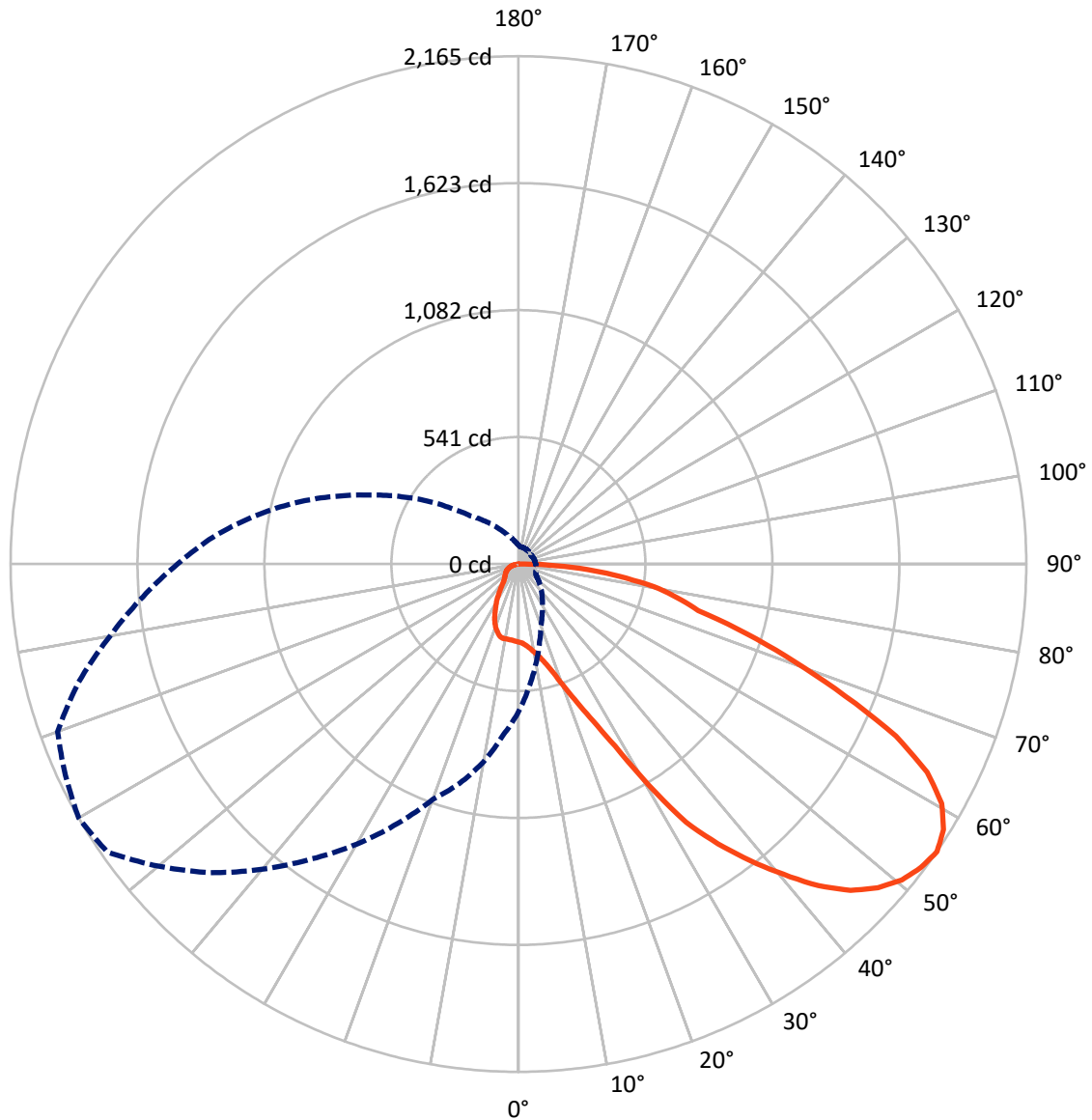
× Max cd  
 - - - 1/2 Max cd



Based on 10 foot mounting height. Maximum calculated value = 5.2 fc  
 Type IV - Short - Non-Cutoff

REPORT NUMBER: P140142  
CATALOG NUMBER: ENT-E01-LED-E1-SLR-7060

### Luminous Intensity Polar Plot



— Vertical Plane Through 300-Deg Lateral    - - - Horizontal Cone Through 55-Deg Vertical

REPORT NUMBER: P140142

CATALOG NUMBER: ENT-E01-LED-E1-SLR-7060

**FLUX DISTRIBUTION:**

		Downward	Upward	Total
<b>House Side</b>	Lumens	624.4	0.0	624.4
	% Fixture	25.0	0.0	25.0
<b>Street Side</b>	Lumens	1873.7	0.0	1873.7
	% Fixture	75.0	0.0	75.0
<b>Total</b>	Lumens	2498.1	0.0	2498.1
	% Fixture	100.0	0.0	100.0

**Coefficient of Utilization**

**ZONAL LUMENS:**

Zone	Lumens	% Fixture
0°-10°	32.8	1.3
10°-20°	107.8	4.3
20°-30°	209.2	8.4
30°-40°	328.8	13.2
40°-50°	439.5	17.6
50°-60°	515.6	20.6
60°-70°	489.2	19.6
70°-80°	295.3	11.8
80°-90°	80.0	3.2
90°-100°	0.0	0.0
100°-110°	0.0	0.0
110°-120°	0.0	0.0
120°-130°	0.0	0.0
130°-140°	0.0	0.0
140°-150°	0.0	0.0
150°-160°	0.0	0.0
160°-170°	0.0	0.0
170°-180°	0.0	0.0
0°-90°	2498.1	100.0
0°-180°	2498.1	100.0



REPORT NUMBER: P140142

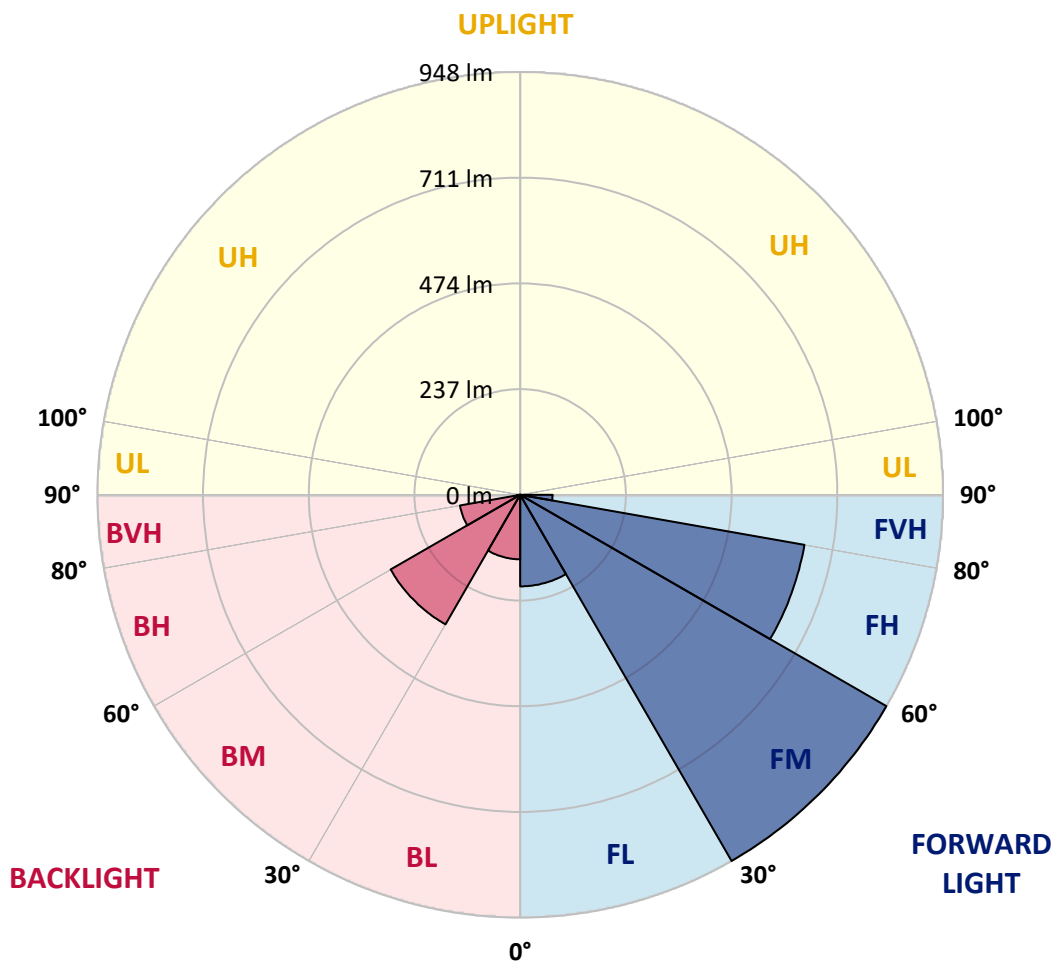
CATALOG NUMBER: ENT-E01-LED-E1-SLR-7060

**LUMINAIRE CLASSIFICATION SYSTEM LUMEN TABLE AND BUG RATING:**

Zone		Lumens	% Fixture	Zone Rating/Lumen Limit		
				B	U	G
FL	(0°-30°)	205.3	8.2			
FM	(30°-60°)	948.3	38.0			
FH	(60°-80°)	647.4	25.9			G0/660
FVH	(80°-90°)	72.7	2.9			G1/100
BL	(0°-30°)	144.5	5.8	B1/500		
BM	(30°-60°)	335.6	13.4	B1/1000		
BH	(60°-80°)	137.1	5.5	B1/500		G1/500
BVH	(80°-90°)	7.3	0.3			G0/10
UL	(90°-100°)	0.0	0.0		U0/0	
UH	(100°-180°)	0.0	0.0		U0/0	

**BUG Rating: B1-U0-G1**

Type IV Short





REPORT NUMBER: P140142

CATALOG NUMBER: ENT-E01-LED-E1-SLR-7060

**CANDELA DISTRIBUTION (FULL):**

	0°	5°	10°	15°	20°	25°	30°	35°	40°	45°	50°
0°	333.0	333.0	333.0	333.0	333.0	333.0	333.0	333.0	333.0	333.0	333.0
2.5°	340.2	342.7	339.6	340.2	339.1	338.1	338.6	338.1	337.1	337.1	336.0
5°	348.4	348.9	346.8	346.3	345.3	343.7	344.3	342.7	341.7	340.7	338.6
7.5°	358.1	357.6	355.0	353.5	353.0	350.4	349.9	347.8	346.3	344.8	342.2
10°	373.0	368.9	365.8	363.2	362.2	359.1	356.6	355.5	353.0	349.4	347.3
12.5°	394.5	392.0	385.8	380.7	377.6	373.5	369.9	367.3	363.2	358.1	355.5
15°	433.0	424.8	417.6	409.9	403.8	397.1	388.4	381.7	374.5	365.8	359.1
17.5°	482.8	472.5	461.2	448.9	436.1	421.7	404.8	392.0	377.6	362.7	352.5
20°	543.8	524.9	508.9	485.3	461.7	439.2	412.5	389.9	369.4	349.9	335.0
22.5°	612.6	583.9	551.5	515.6	477.7	442.8	405.3	374.5	344.8	320.7	303.7
25°	691.1	645.9	596.7	542.3	487.9	436.1	389.9	351.4	319.6	290.9	271.9
27.5°	739.3	677.7	618.7	554.1	492.0	432.0	375.6	330.9	294.5	263.7	241.6
30°	749.6	687.5	618.2	547.9	483.8	418.1	356.6	306.8	266.3	234.0	211.9
32.5°	756.8	684.9	608.0	530.0	460.2	390.9	328.4	279.1	236.0	204.2	178.5
35°	758.8	675.2	588.5	501.8	428.4	357.6	295.0	243.2	205.7	174.4	151.4
37.5°	755.7	659.3	562.3	472.5	394.0	320.1	258.6	213.4	181.6	151.4	130.8
40°	743.4	639.3	538.7	444.3	359.1	282.7	227.8	188.8	161.6	138.5	122.6
42.5°	727.5	616.2	512.5	411.5	325.3	252.9	203.2	171.9	148.8	132.4	119.0
45°	707.5	592.1	485.3	382.2	296.5	230.4	188.8	162.6	144.7	130.3	118.0
47.5°	682.9	566.4	459.2	360.2	277.0	219.1	185.7	162.6	144.7	129.3	115.9
50°	659.8	543.3	439.2	346.3	268.3	219.6	188.8	164.7	144.2	127.2	112.4
52.5°	641.8	529.5	431.0	341.2	269.4	224.7	195.0	167.8	145.7	127.2	111.3
55°	630.5	523.8	429.9	345.8	280.1	238.6	204.7	177.0	152.9	131.3	112.9
57.5°	632.1	530.0	442.3	364.8	304.8	262.7	224.2	193.4	163.2	136.5	113.4
60°	648.0	550.5	472.0	409.4	345.8	295.0	248.8	207.8	167.8	134.9	109.8
62.5°	688.0	598.7	534.6	470.5	396.6	326.8	263.7	210.4	162.6	127.2	101.1
65°	763.9	685.4	623.9	543.8	438.7	340.2	262.2	202.7	152.9	114.9	89.3
67.5°	838.3	755.2	668.5	547.9	428.4	330.4	245.2	183.7	135.4	98.5	79.0
70°	910.2	802.4	691.1	542.8	398.6	284.2	204.7	153.4	107.7	82.1	67.7
72.5°	863.0	738.8	624.9	478.7	342.7	233.4	163.2	111.3	82.6	67.7	58.5
75°	658.8	572.6	473.5	367.3	252.9	164.7	108.8	79.0	63.6	53.4	47.7
77.5°	474.1	409.9	328.9	241.1	158.0	104.1	73.9	56.4	47.2	40.0	36.9
80°	275.0	236.0	184.2	132.9	90.3	65.2	49.3	40.0	34.4	29.2	28.2
82.5°	171.9	137.5	97.5	65.7	46.2	35.9	28.7	24.6	20.5	18.0	15.4
85°	74.4	53.4	30.3	16.9	12.8	9.7	7.7	6.7	5.6	5.1	4.1
87.5°	2.6	2.6	2.6	2.6	2.6	2.6	3.1	3.1	3.1	3.1	2.6
90°	0.0	0.0	0.0	0.0	0.0	0.0	0.0	0.0	0.0	0.0	0.0



REPORT NUMBER: P140142

CATALOG NUMBER: ENT-E01-LED-E1-SLR-7060

**CANDELA DISTRIBUTION (continued):**

	55°	60°	65°	70°	75°	80°	85°	90°	95°	100°	105°
0°	333.0	333.0	333.0	333.0	333.0	333.0	333.0	333.0	333.0	333.0	333.0
2.5°	336.0	335.0	334.5	334.5	333.5	333.5	332.5	333.0	332.5	331.4	330.9
5°	338.1	336.6	335.5	334.5	333.0	332.5	331.4	331.4	329.9	328.4	327.8
7.5°	340.7	338.6	337.1	335.0	333.0	331.9	329.9	328.9	327.3	325.8	325.3
10°	345.8	342.2	339.6	337.1	333.5	331.4	328.4	326.8	325.3	323.2	322.2
12.5°	351.4	346.8	343.2	337.1	333.5	329.9	326.8	323.7	320.7	318.6	318.1
15°	351.4	345.8	338.1	332.5	327.3	322.2	319.1	316.0	312.4	310.9	310.4
17.5°	342.7	333.0	325.8	319.6	315.0	310.9	307.8	306.3	303.2	300.1	299.1
20°	322.7	311.4	303.2	296.5	291.4	287.3	286.3	284.7	283.2	283.2	283.7
22.5°	289.9	277.6	270.4	263.2	257.6	255.5	256.0	257.6	258.1	257.6	261.1
25°	257.0	245.2	235.5	228.8	222.2	223.7	221.6	225.2	226.8	227.3	231.4
27.5°	225.2	212.4	202.1	196.5	193.4	191.4	189.8	194.4	195.5	199.1	202.7
30°	191.4	179.6	167.8	163.2	160.6	159.0	159.6	163.7	166.2	171.4	174.4
32.5°	160.1	145.7	137.0	130.8	128.3	127.8	128.3	131.3	134.4	141.1	145.7
35°	133.4	119.5	112.4	108.8	105.2	103.6	105.2	106.2	107.2	112.9	118.5
37.5°	118.0	108.3	102.6	99.0	96.5	94.9	94.9	94.4	94.9	95.9	98.5
40°	111.3	104.1	99.0	95.4	93.4	92.3	91.8	91.3	90.8	90.8	90.8
42.5°	108.8	100.6	95.4	92.3	91.3	91.3	91.3	90.8	89.8	88.8	88.2
45°	106.7	98.0	92.3	89.8	89.8	89.8	90.3	89.8	88.8	87.2	85.7
47.5°	103.1	94.4	89.3	87.2	87.2	87.2	87.7	87.2	86.2	85.2	83.6
50°	99.0	89.8	84.7	83.1	82.6	82.6	82.1	81.6	81.1	80.0	78.5
52.5°	96.5	86.7	82.1	81.1	80.0	79.5	78.5	78.0	77.0	76.4	74.9
55°	95.9	84.7	80.5	79.5	78.5	77.0	74.9	73.9	71.8	71.3	70.3
57.5°	94.4	82.6	78.0	75.4	72.9	71.3	69.3	68.2	67.2	66.2	65.2
60°	89.3	76.4	70.8	69.3	67.7	67.2	66.2	65.2	63.6	62.1	60.0
62.5°	79.5	68.7	65.2	64.6	64.1	63.1	62.1	60.5	59.5	57.5	55.4
65°	71.8	64.6	62.6	61.6	61.1	59.5	58.5	57.5	55.9	54.4	52.3
67.5°	65.2	60.0	59.0	57.5	56.9	55.9	54.4	53.4	51.8	50.3	48.2
70°	59.0	54.9	54.4	53.4	52.3	51.8	49.8	48.2	47.7	45.7	44.1
72.5°	52.3	49.8	48.7	47.7	46.7	46.2	45.1	44.1	43.1	41.0	39.0
75°	43.6	42.6	42.1	41.0	40.5	39.5	38.0	36.4	35.9	34.4	32.8
77.5°	34.9	33.9	33.9	32.8	31.3	29.8	28.2	26.2	26.2	26.2	25.1
80°	24.6	23.6	22.1	21.5	20.5	19.5	18.0	16.9	15.9	15.9	15.9
82.5°	14.4	13.9	12.8	11.3	10.3	9.7	8.2	7.2	6.7	5.6	5.6
85°	3.1	3.1	2.1	2.1	1.5	1.5	1.5	1.0	1.0	0.5	0.5
87.5°	2.6	2.6	2.6	2.1	2.1	2.1	1.5	1.5	1.5	1.0	1.0
90°	0.0	0.0	0.0	0.0	0.0	0.0	0.0	0.0	0.0	0.0	0.0





REPORT NUMBER: P140142

CATALOG NUMBER: ENT-E01-LED-E1-SLR-7060

**CANDELA DISTRIBUTION (continued):**

	110°	115°	120°	125°	130°	135°	140°	145°	150°	155°	160°
0°	333.0	333.0	333.0	333.0	333.0	333.0	333.0	333.0	333.0	333.0	333.0
2.5°	330.9	330.4	329.4	327.3	326.8	326.3	326.8	326.8	326.3	326.8	327.3
5°	327.8	327.3	325.8	324.8	323.7	323.7	326.8	326.8	325.3	325.8	327.8
7.5°	325.3	325.3	324.2	323.7	324.2	325.8	328.4	330.4	329.9	333.0	334.0
10°	322.2	322.7	323.2	325.3	328.4	330.9	335.0	338.6	339.6	342.2	343.7
12.5°	319.1	321.2	323.7	327.8	331.9	336.0	340.7	344.8	345.3	347.8	349.9
15°	311.4	314.5	318.1	322.7	328.9	333.5	340.2	343.2	344.3	345.8	348.4
17.5°	299.6	301.2	303.7	308.9	315.5	321.7	329.4	334.5	337.6	339.6	340.7
20°	283.7	286.8	288.3	293.0	296.5	301.2	311.4	318.1	324.2	327.3	330.4
22.5°	261.7	265.2	268.8	273.5	275.5	278.6	288.3	298.6	307.8	314.0	317.6
25°	234.0	238.1	243.2	248.8	251.4	254.5	265.8	276.0	287.3	298.1	303.2
27.5°	206.2	211.4	216.5	223.2	227.3	230.9	240.6	250.4	262.2	272.4	277.6
30°	179.6	186.8	191.4	199.1	202.7	206.2	215.0	225.7	234.0	245.8	252.4
32.5°	151.9	157.0	165.7	174.4	178.5	182.1	190.3	199.6	206.8	218.6	228.3
35°	126.7	131.3	140.6	149.3	151.9	157.5	165.7	173.9	180.6	191.4	200.6
37.5°	103.1	110.8	118.0	124.7	130.3	134.4	142.1	149.3	152.9	163.2	172.9
40°	91.8	95.4	100.6	106.7	110.3	114.4	120.1	126.2	130.3	137.5	145.7
42.5°	87.7	87.7	89.3	92.3	97.0	99.0	104.1	107.2	112.9	115.9	123.1
45°	84.7	83.6	84.1	84.1	85.7	87.2	91.3	94.4	98.0	100.6	105.2
47.5°	82.1	80.0	79.5	78.5	78.0	79.0	82.1	84.7	86.2	88.2	89.8
50°	76.4	74.9	73.4	72.3	71.8	72.9	75.4	77.5	78.0	79.0	80.0
52.5°	73.4	71.3	69.8	68.2	68.2	69.3	71.3	72.9	73.4	73.9	74.9
55°	69.3	68.2	67.2	65.7	65.2	66.7	68.2	69.8	70.8	70.8	71.8
57.5°	64.1	63.1	64.1	63.6	63.1	64.1	66.2	67.7	68.2	68.2	68.7
60°	59.0	58.5	58.5	59.5	60.5	62.1	63.6	65.7	65.2	64.1	64.6
62.5°	54.4	53.9	54.4	55.9	57.5	59.0	61.1	62.6	61.1	60.0	60.0
65°	51.3	50.8	51.3	51.8	52.3	53.9	56.4	56.9	55.9	55.9	55.9
67.5°	47.2	46.7	46.2	46.7	47.2	47.7	49.8	50.3	50.3	50.3	50.3
70°	42.1	41.6	41.0	41.0	41.0	41.6	42.1	43.1	44.1	45.1	45.7
72.5°	36.4	35.4	35.4	35.4	34.4	34.9	35.4	37.5	38.5	39.5	40.5
75°	30.8	29.8	29.8	28.7	29.2	29.8	29.8	30.8	31.8	33.3	34.4
77.5°	24.1	24.1	24.1	23.6	23.6	24.1	24.6	24.6	25.7	27.2	28.7
80°	15.4	15.4	16.4	16.9	17.4	18.0	19.0	19.5	20.0	21.5	22.1
82.5°	5.6	6.2	6.7	6.7	8.2	10.3	10.8	12.3	13.3	14.9	14.9
85°	0.5	0.5	0.5	0.5	0.5	1.0	1.5	2.1	3.1	4.6	5.6
87.5°	1.0	0.5	0.5	0.5	0.0	0.0	0.0	0.0	0.0	0.0	0.0
90°	0.0	0.0	0.0	0.0	0.0	0.0	0.0	0.0	0.0	0.0	0.0



REPORT NUMBER: P140142

CATALOG NUMBER: ENT-E01-LED-E1-SLR-7060

**CANDELA DISTRIBUTION (continued):**

	165°	170°	175°	180°	185°	190°	195°	200°	205°	210°	215°
0°	333.0	333.0	333.0	333.0	333.0	333.0	333.0	333.0	333.0	333.0	333.0
2.5°	327.8	329.4	328.9	328.4	328.9	329.9	329.4	329.9	330.4	331.4	330.9
5°	328.4	329.9	330.4	330.4	331.4	333.0	333.0	333.5	334.0	335.0	335.0
7.5°	335.5	339.1	339.1	339.6	341.2	342.7	343.2	343.7	343.2	343.2	343.2
10°	346.3	350.4	350.9	353.5	355.5	355.0	355.0	355.5	354.5	353.5	352.0
12.5°	352.0	355.5	356.6	359.1	362.2	362.7	364.3	365.3	364.3	361.7	359.1
15°	350.4	353.5	355.5	358.6	362.2	364.3	367.3	368.4	367.9	364.8	361.7
17.5°	343.7	347.3	349.9	354.0	358.1	361.2	364.3	365.8	365.8	363.2	361.2
20°	333.0	337.1	340.7	345.3	350.4	354.0	357.6	358.6	358.6	357.6	359.1
22.5°	321.7	326.3	330.4	335.0	341.7	345.3	349.4	352.5	354.0	356.1	362.7
25°	307.3	309.4	314.5	319.6	328.9	335.0	343.7	352.0	360.2	369.4	382.7
27.5°	282.2	285.8	291.9	299.1	308.3	319.6	335.5	351.4	366.3	380.2	396.6
30°	261.1	267.8	274.5	282.7	292.4	303.2	321.7	342.2	360.2	376.6	394.5
32.5°	238.6	246.8	255.5	266.3	275.5	285.3	300.6	323.2	344.8	363.2	382.2
35°	212.4	221.1	229.8	241.1	250.9	263.2	277.0	299.1	323.7	344.8	367.3
37.5°	184.2	191.9	201.6	211.9	223.2	237.5	252.4	272.9	298.6	321.2	346.8
40°	157.5	165.7	175.5	186.8	198.0	213.4	230.4	249.9	273.5	297.6	324.8
42.5°	132.4	143.1	153.4	164.7	176.5	190.9	208.8	229.8	253.4	279.1	307.8
45°	111.3	119.5	130.3	139.6	152.4	166.2	184.7	208.3	235.5	262.7	293.0
47.5°	92.9	98.0	107.2	118.5	130.3	144.7	160.1	183.7	211.4	241.1	275.0
50°	81.6	84.1	90.8	101.1	112.4	126.7	140.1	160.6	188.3	217.5	252.4
52.5°	75.9	77.0	80.5	88.2	99.0	111.8	126.2	143.7	168.3	197.0	230.4
55°	72.9	73.4	74.4	80.0	89.3	101.1	115.4	129.3	151.4	178.5	210.9
57.5°	69.3	69.8	70.3	73.4	80.0	90.3	102.6	113.9	133.9	158.0	188.8
60°	65.7	66.7	67.7	68.7	73.4	80.0	89.3	99.0	112.9	133.9	159.0
62.5°	61.1	62.1	63.6	64.6	66.2	70.3	75.9	82.1	89.3	104.1	124.7
65°	56.9	58.0	58.5	59.0	60.0	61.1	63.1	64.6	68.2	77.0	91.3
67.5°	51.3	52.3	52.3	52.8	53.4	53.4	54.4	54.9	55.9	58.5	64.6
70°	46.7	47.2	47.7	48.2	48.2	48.2	47.7	48.2	47.7	47.7	50.3
72.5°	41.0	41.6	42.1	42.6	43.1	43.6	44.1	44.1	43.6	42.6	42.6
75°	34.9	34.9	35.9	36.4	36.9	38.5	39.5	38.5	38.5	38.0	38.0
77.5°	29.2	30.3	30.8	30.8	31.8	33.3	34.4	33.9	32.3	32.3	32.8
80°	22.6	23.1	23.6	24.1	24.6	26.2	27.7	28.2	27.2	27.7	27.7
82.5°	14.9	15.4	16.4	16.9	17.4	19.0	20.5	22.1	21.5	22.6	21.5
85°	6.7	7.7	8.2	8.2	9.7	11.3	13.3	14.9	16.9	17.4	15.9
87.5°	0.0	0.5	0.5	0.5	2.1	3.6	6.7	10.3	13.9	10.8	8.2
90°	0.0	0.0	0.0	0.0	0.0	0.0	0.0	0.0	0.0	0.0	0.0



REPORT NUMBER: P140142

CATALOG NUMBER: ENT-E01-LED-E1-SLR-7060

**CANDELA DISTRIBUTION (continued):**

	220°	225°	230°	235°	240°	245°	250°	255°	260°	265°	270°
0°	333.0	333.0	333.0	333.0	333.0	333.0	333.0	333.0	333.0	333.0	333.0
2.5°	330.9	331.4	331.9	332.5	332.5	333.5	334.0	335.0	335.5	335.5	335.5
5°	335.5	335.5	336.6	337.1	337.6	339.1	339.6	341.2	342.7	343.2	344.8
7.5°	342.2	342.2	342.2	343.7	344.3	345.3	346.3	348.9	350.9	352.0	353.5
10°	350.9	349.4	348.9	349.4	349.4	350.4	353.0	354.5	357.1	361.7	364.8
12.5°	356.1	353.5	353.5	352.0	353.0	354.0	356.6	360.2	364.3	370.9	377.1
15°	359.1	356.6	356.6	356.6	359.1	361.2	365.8	371.5	379.1	388.4	397.6
17.5°	360.2	360.2	362.2	363.8	369.4	373.5	381.7	389.9	399.7	412.5	426.3
20°	362.7	366.8	372.5	376.6	382.7	389.4	397.6	409.9	426.3	442.8	461.2
22.5°	371.5	381.7	388.9	398.1	408.4	416.6	426.3	443.8	461.7	482.3	505.4
25°	397.1	411.5	424.8	435.1	450.5	464.3	478.2	503.3	526.4	550.0	581.3
27.5°	417.1	436.1	456.1	472.5	496.6	516.6	535.6	565.9	591.5	630.5	663.9
30°	418.7	442.3	469.4	496.1	526.4	555.1	590.5	620.3	658.2	704.9	748.5
32.5°	409.4	435.1	466.4	498.7	536.7	575.6	617.7	665.4	709.0	761.4	818.3
35°	395.6	424.8	459.2	495.6	539.7	586.4	636.7	696.2	751.1	816.3	887.1
37.5°	378.6	411.5	450.5	493.0	542.3	597.2	660.3	731.1	801.9	887.1	975.3
40°	359.1	393.0	437.1	485.9	545.4	613.6	691.1	774.2	867.1	968.6	1063.6
42.5°	341.2	376.1	422.2	477.1	549.0	636.2	733.7	836.8	944.0	1047.7	1155.9
45°	328.4	365.3	412.5	474.6	558.2	662.4	775.7	895.3	1014.8	1128.2	1246.2
47.5°	314.5	354.0	406.9	476.1	567.9	681.8	807.0	938.9	1065.6	1195.9	1319.6
50°	292.4	339.1	401.7	480.2	576.7	694.2	827.0	967.1	1105.6	1246.2	1383.2
52.5°	268.8	315.5	388.4	478.7	579.7	697.8	837.3	985.6	1133.3	1281.6	1427.3
55°	247.3	291.9	365.3	464.3	573.1	694.2	840.4	996.3	1151.3	1307.8	1452.5
57.5°	224.2	269.4	334.5	435.1	549.5	678.8	829.6	991.2	1157.4	1324.7	1466.8
60°	193.9	239.1	300.1	389.4	507.9	643.4	794.7	959.9	1130.3	1308.8	1450.4
62.5°	154.9	197.5	252.9	332.5	451.5	583.3	731.1	895.3	1049.7	1244.7	1388.8
65°	111.3	147.2	193.4	264.2	366.8	501.3	651.6	795.2	935.3	1130.3	1290.3
67.5°	75.4	100.0	133.4	188.3	274.5	392.0	532.5	664.9	804.5	986.6	1173.4
70°	54.9	68.2	86.7	122.1	181.6	271.9	383.3	505.4	621.3	788.0	988.1
72.5°	44.6	51.3	61.6	78.0	110.8	167.8	252.4	346.8	441.7	554.6	745.5
75°	39.5	43.1	48.7	56.9	68.2	97.5	147.8	216.0	292.4	363.8	523.3
77.5°	34.9	36.9	39.5	43.1	48.7	60.0	87.2	124.7	172.4	229.3	325.3
80°	27.7	29.8	31.8	34.4	38.0	42.6	53.9	71.8	100.0	126.2	185.7
82.5°	21.5	23.6	25.7	28.7	29.8	30.3	34.9	41.0	52.8	71.3	106.2
85°	15.9	17.4	18.5	19.5	19.5	20.0	21.0	22.6	30.3	52.3	77.5
87.5°	7.2	7.2	7.2	6.2	6.7	5.1	5.6	6.2	9.7	11.3	18.0
90°	0.0	0.0	0.0	0.0	0.0	0.0	0.0	0.0	0.0	0.0	0.0



REPORT NUMBER: P140142  
 CATALOG NUMBER: ENT-E01-LED-E1-SLR-7060

REPORT N  
 CATALOG

**CANDELA DISTRIBUTION (continued):**

**CANDELA**

	275°	280°	285°	290°	295°	300°	305°	310°	315°	320°	325°	
0°	333.0	333.0	333.0	333.0	333.0	333.0	333.0	333.0	333.0	333.0	333.0	0°
2.5°	337.1	337.1	336.6	336.6	338.1	337.6	338.6	338.6	338.1	338.1	339.6	2.5°
5°	345.8	347.3	346.3	347.8	348.9	349.4	350.4	349.4	351.4	348.9	349.4	5°
7.5°	357.1	358.1	359.1	361.2	363.8	364.3	365.8	365.3	366.8	365.3	363.2	7.5°
10°	368.9	372.5	376.1	377.6	382.7	383.8	383.8	386.3	388.9	385.8	382.2	10°
12.5°	382.7	389.4	396.6	400.2	404.8	408.4	406.9	412.0	414.5	412.5	409.9	12.5°
15°	406.9	417.1	425.3	431.0	435.1	442.3	441.2	451.0	454.6	453.0	453.5	15°
17.5°	438.7	452.5	466.4	476.1	480.2	490.5	492.0	507.4	517.2	515.6	513.1	17.5°
20°	479.2	499.2	518.7	531.0	532.5	559.2	565.4	578.7	589.5	593.6	593.1	20°
22.5°	530.5	554.1	575.6	599.2	621.3	640.8	654.7	678.8	688.5	697.8	695.2	22.5°
25°	601.3	634.1	672.1	692.6	722.4	740.3	771.1	801.9	811.6	820.4	831.7	25°
27.5°	702.4	747.0	773.7	819.3	851.7	877.8	926.6	968.1	991.7	984.5	981.0	27.5°
30°	798.8	853.7	918.4	981.5	1026.6	1092.3	1128.2	1162.1	1177.5	1154.9	1126.2	30°
32.5°	880.4	960.9	1055.9	1151.8	1235.9	1312.9	1335.5	1351.9	1322.6	1291.9	1207.7	32.5°
35°	966.1	1068.2	1178.0	1301.1	1389.3	1464.8	1511.5	1528.9	1466.3	1375.0	1261.1	35°
37.5°	1068.7	1174.4	1292.9	1427.8	1527.9	1604.3	1624.8	1632.5	1548.4	1430.4	1319.6	37.5°
40°	1162.1	1282.6	1427.8	1552.5	1675.1	1739.2	1751.0	1746.9	1635.1	1495.5	1391.9	40°
42.5°	1265.2	1393.5	1557.1	1701.3	1809.0	1874.7	1863.9	1846.0	1718.7	1577.6	1463.2	42.5°
45°	1365.2	1499.1	1678.2	1836.2	1936.3	1984.5	1965.0	1920.4	1797.7	1640.7	1519.1	45°
47.5°	1453.0	1587.4	1778.2	1942.9	2021.4	2062.0	2040.9	1984.5	1852.1	1683.3	1549.9	47.5°
50°	1523.3	1673.1	1859.3	2017.3	2086.1	2116.9	2104.5	2023.0	1883.9	1709.5	1563.8	50°
52.5°	1578.2	1736.7	1920.9	2068.6	2118.4	2148.7	2141.5	2030.1	1888.0	1713.6	1557.1	52.5°
55°	1606.9	1767.0	1939.9	2090.2	2130.2	2164.6	2139.4	2003.5	1860.8	1698.2	1534.0	55°
57.5°	1611.0	1764.9	1923.9	2070.7	2120.4	2136.4	2099.4	1952.7	1805.4	1650.5	1501.2	57.5°
60°	1572.0	1708.5	1860.3	2013.7	2084.5	2073.2	2022.5	1864.4	1726.9	1584.3	1464.8	60°
62.5°	1484.8	1591.5	1735.7	1887.5	1984.0	1954.7	1913.7	1762.3	1622.3	1479.6	1408.3	62.5°
65°	1372.9	1442.7	1538.6	1687.4	1776.7	1768.5	1749.5	1637.2	1498.1	1362.2	1316.5	65°
67.5°	1263.1	1309.3	1359.6	1469.4	1510.9	1502.7	1505.3	1429.4	1328.8	1196.4	1197.5	67.5°
70°	1094.3	1132.8	1183.1	1251.3	1295.5	1250.3	1197.0	1115.4	1056.9	1038.9	1096.9	70°
72.5°	851.2	901.9	937.9	1004.0	1042.5	1017.9	974.3	903.0	836.8	859.9	989.7	72.5°
75°	639.8	669.0	720.8	781.9	806.0	791.1	822.9	831.1	805.5	790.1	834.2	75°
77.5°	449.9	479.7	538.7	608.5	660.3	692.6	743.4	808.1	814.2	791.6	708.0	77.5°
80°	302.2	322.7	359.1	419.2	502.8	586.9	657.2	744.4	735.2	686.5	595.1	80°
82.5°	185.2	208.8	239.6	291.4	352.0	433.5	499.7	573.1	570.5	525.9	480.7	82.5°
85°	124.2	161.1	200.6	239.6	269.4	295.0	320.1	397.1	426.9	392.5	343.2	85°
87.5°	52.3	88.2	111.8	117.5	127.2	128.3	154.4	190.3	204.2	232.9	229.8	87.5°
90°	0.0	0.0	0.0	0.0	0.0	0.0	0.0	0.0	0.0	0.0	0.0	90°



NUMBER: P140142

NUMBER: ENT-E01-LED-E1-SLR-7060

**DISTRIBUTION (continued):**

330°	335°	340°	345°	350°	355°	360°
333.0	333.0	333.0	333.0	333.0	333.0	333.0
340.2	339.6	339.6	339.6	340.2	339.6	340.2
350.4	349.4	348.9	348.9	348.4	348.4	348.4
363.8	361.7	361.7	360.2	359.6	358.1	358.1
381.7	379.7	379.1	375.0	375.0	371.5	373.0
407.9	407.9	407.9	402.7	401.7	395.6	394.5
453.0	448.9	452.5	443.8	443.3	435.1	433.0
514.1	514.1	506.9	502.8	500.2	488.4	482.8
595.1	595.7	583.3	572.1	566.9	553.6	543.8
698.3	688.5	673.1	664.9	656.7	634.6	612.6
833.7	829.6	802.4	772.7	760.3	727.0	691.1
966.6	957.9	914.3	863.5	832.2	786.5	739.3
1083.6	1026.1	974.3	913.2	865.5	808.6	749.6
1144.6	1072.3	996.9	946.6	886.6	823.4	756.8
1191.8	1114.4	1039.4	974.3	906.6	835.2	758.8
1251.8	1170.3	1087.7	1010.2	927.6	844.0	755.7
1318.5	1225.2	1123.1	1029.2	936.3	840.9	743.4
1374.0	1261.1	1141.0	1035.3	933.2	828.1	727.5
1404.7	1276.0	1142.6	1028.7	920.9	812.2	707.5
1419.1	1276.5	1132.3	1013.8	904.5	789.6	682.9
1417.6	1263.6	1112.8	993.8	886.0	766.0	659.8
1402.2	1242.6	1090.2	977.9	870.1	746.0	641.8
1378.6	1220.0	1067.7	967.1	856.8	729.6	630.5
1351.9	1200.5	1051.2	965.1	849.1	726.5	632.1
1340.1	1202.6	1061.5	950.7	845.0	733.2	648.0
1332.4	1222.1	1082.5	960.4	851.7	761.4	688.0
1301.1	1249.3	1114.9	995.3	899.9	827.6	763.9
1263.6	1257.0	1127.7	1015.8	954.8	913.7	838.3
1224.7	1248.8	1146.2	1069.7	1035.9	1019.4	910.2
1162.1	1189.8	1094.3	1048.7	1038.4	1026.6	863.0
969.2	974.3	901.4	876.3	894.3	866.5	658.8
696.7	710.1	662.9	669.5	728.0	668.0	474.1
516.1	463.8	434.0	454.1	510.0	424.3	275.0
425.3	344.3	291.9	319.1	340.7	250.4	171.9
327.3	262.7	216.0	174.4	166.2	107.2	74.4
257.0	189.8	105.7	59.5	40.0	2.6	2.6
0.0	0.0	0.0	0.0	0.0	0.0	0.0

(END OF REPORT)